

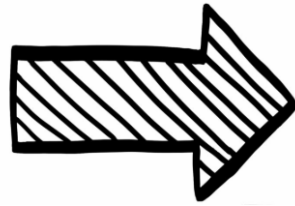
# art activity: week of April 20th

3rd, 4th, & 5th GRADE

You're making a  
**SCULPTURE** this week  
for your art activity, but  
first, let's learn about  
something called  
**FORM!**



**Click on the link  
to watch this  
video**



<https://www.youtube.com/watch?v=9DIPs3T2dQk>



Remember from last week... The **ELEMENTS** of art are the “building blocks” of art, kind of like the alphabet is to creating words. We use these elements to **create** and **describe** works of art.

# So Let's Recap from the VIDEO...

- Lots of artists use **form** to create artwork. Here are some famous sculpture artists:

- **Form** is one of the 7 Art Elements
  - Line, Form, Shape, Color, Texture, Value, and Space
- **Form** refers to objects that are **3-dimensional** or have length, width and height.
- If an artwork or object “looks” 3-dimensional, but is flat, it has an **illusion of form**.

Jeff Koons  
*Balloon Dog (Yellow)*



Henry Moore  
*Family Group*



Barbara Hepworth  
*Pelagos*



Alberto Giacometti  
*Walking Man*



Alexander Calder  
*Monumental Sculpture*




# REALLY COOL VIDEOS

Artists using form and the illusion of form

[https://www.youtube.com/watch?v=fLLOIB2WF\\_Y](https://www.youtube.com/watch?v=fLLOIB2WF_Y)




<https://www.youtube.com/watch?v=SyGges89FFo>



<https://www.youtube.com/watch?v=BorcaCtjmog>

NOW... Get out those paper tubes and sculpture materials you' ve been saving up! 😊



Extra  
Activities!  
These are  
optional!



Now it's your turn to make art using FORM:

## Create your own SCULPTURE

1. USE paper tubes and *any other objects* you have around your house to create a sculpture of your choice.
2. If you do not have tubes, you can roll a piece of paper into a tube!
3. Submit through SeeSaw.

WATCH this VIDEO for techniques you can use to transform ordinary tubes.

 <https://www.loom.com/share/6ee0ba85ce8d44f9a2f5ba656cecd7e>




SEE the next slide for visual ideas too.



# IDEAS

Your imagination is your only limit!

## BE CREATIVE and HAVE FUN!



# All Done?



Submit through SeeSaw,  
the same way you have  
been doing...

- Find this weeks Art Activity under “Activities.”
- Hit “Add Response.”
- Upload photo!

